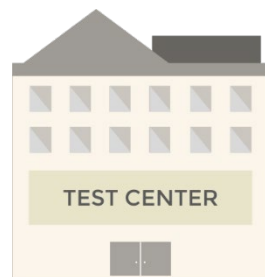
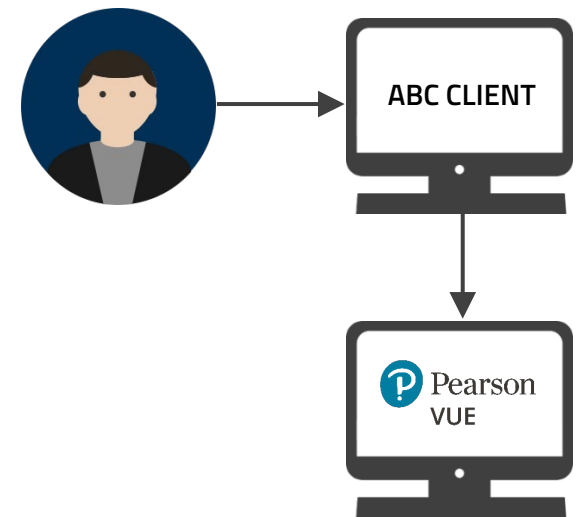


Multi-modal delivery via Single Sign-On



OnVUE

Client only delivers exams
via **OnVUE** and test centers



Candidate signs in to **client website** and is then transferred to **Pearson VUE candidate website**

OnVUE system test



OnVUE

Your certification journey starts here.

Take an exam online **from the comfort of your home or office.**

The OnVUE experience: Check out the information below to start your online testing experience off on the right foot.

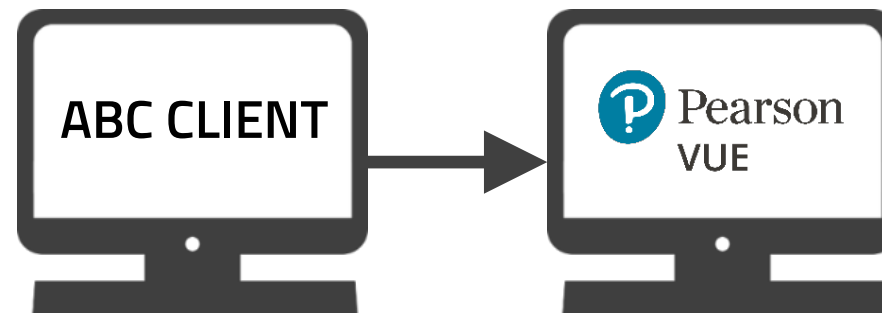
Perform a system test ▼	Exam rules / testing advice ▼	ID requirements ▼	Additional information ▼	Pearson VUE testing policies ▼	FAQs ▼	Contact us ▼ ↑
----------------------------	----------------------------------	----------------------	-----------------------------	-----------------------------------	-----------	-------------------



OnVUE



Client registration website



1. Log in to test sponsor registration site
2. Select exam
3. Pay for exam (if applicable)
4. SSO to Pearson VUE



onVUE



1



2



3



4



5



6



7



8

Registration options

Pearson | VUE

Select exam options

VUE-OP: VUE OP test

Where do you want to take your exam?

At a test center

OnVUE Online at my home or office

I have a Private Access Code

Prepare for your exam

Your computer

Use a personal computer that has a reliable webcam and internet connection.

Run [system test](#).

Your testing space

The room should be a distraction-free, private place.

See [acceptable spaces](#).

Your photo ID

We'll verify your government-issued ID when you arrive for your exam.

Review [admission & ID policies](#).

What to expect

Check in for your OnVUE exam 30 minutes before your appointment time.

Watch our [short video](#) to get familiar with the process.

Questions?

Check out the [OnVUE FAQs](#) and [minimum technical requirements](#).



Agree to client and VUE policies

Pearson | VUE

>>

<

Agree to online exam and VUE Testing policies

VUE-OP: VUE OP test

Online exam policies

To take this exam in an online environment, please agree to the following terms and conditions.

☐ By accessing this website and ticking the boxes hereunder you understand and agree to the terms set forth in this Candidate Agreement ("Agreement"). This Agreement is entered into by and between you as a test taker, Pearson VUE, a business of NCS Pearson, Inc., and your testing program owner ("Test Sponsor"). This Agreement represents your understanding and acceptance of Pearson VUE's [Privacy and Cookies Policy](#) ("Privacy Policy"), [Terms and Conditions](#), and use of cookies to support your testing experience. You also understand, acknowledge and agree that the testing program sponsor has its own, possibly different, privacy policy.

OnVUE Data Processing

☐ By providing your personal information, as described in our [Privacy and Cookies Policy](#), you acknowledge and agree to the video and audio recording of your entire testing session and you agree to the processing of such personal information and test data by Pearson VUE and to the transfer of such data to Pearson VUE's hub server, located in the USA, as the data processor, its authorized third parties, if any, both in the capacity as data processors for the processing of your personal information and test data on behalf of the testing program sponsor, as the data controller, located in the USA or elsewhere. Pearson VUE and other data processing entities, if any, are the recipients of your personal information and test data and are or may be located outside of the United Kingdom, the European Union, and the European Economic Area; however, Pearson VUE will enter into reasonable data transfer agreements with such entities for the purpose of communicating and following the instructions of your testing program sponsor and for establishing reasonable security measures to protect the confidentiality and integrity of your personal information and test data.

☐ If you choose to take the test through our online-proctoring platform, which is not mandatory in the event that there are other ways of taking the test as determined by the testing program sponsor, you and your computer will be monitored during your entire testing session in real time so that your face, voice, desk, and workspace will be captured and possibly recorded for the purposes of test quality, test security, and the integrity of the testing process. You understand, acknowledge and agree that you will be monitored at your location through audio, technology and video means so all activity at your location will be detectable by test proctors. By accessing this website and ticking this box you signify your acknowledgement and agreement that any inappropriate or wrongful conduct, as determined in Pearson VUE's or the test proctor's sole discretion, witnessed while monitoring your testing session will be reported by Pearson VUE to the testing program sponsor and may also be reported to the appropriate governmental authorities, including, but not limited to, any law enforcement officials.



OnVUE



1

▶

2

▶

3

▶

4

▶

5

▶

6

▶

7

▶

8

Schedule appointment

Pearson | VUE Return to order

Find an appointment

VUE-OP: VUE OP test

Helpful hints:

- Some exams support delivery nearly 24 hours a day. Note whether you have chosen an early morning (01:00 or 01:00 AM) or midday (13:00 or 01:00 PM) appointment.

Select Date
[Why can't I find an available appointment?](#)

< **May 2021** >

Su	Mo	Tu	We	Th	Fr	Sa
						1
2	3	4	5	6	7	8
9	10	11	12	13	14	15
16	17	18	19	20	21	22
23	24	25	26	27	28	29
30	31					

Select a date from the calendar. Only available dates can be selected.

Available start times: Saturday, May 22, 2021

Do we have your correct time zone preference?
America/New_York-EDT [Change time zone](#)

*How do you want available times displayed?



onVUE



1

2

3

4

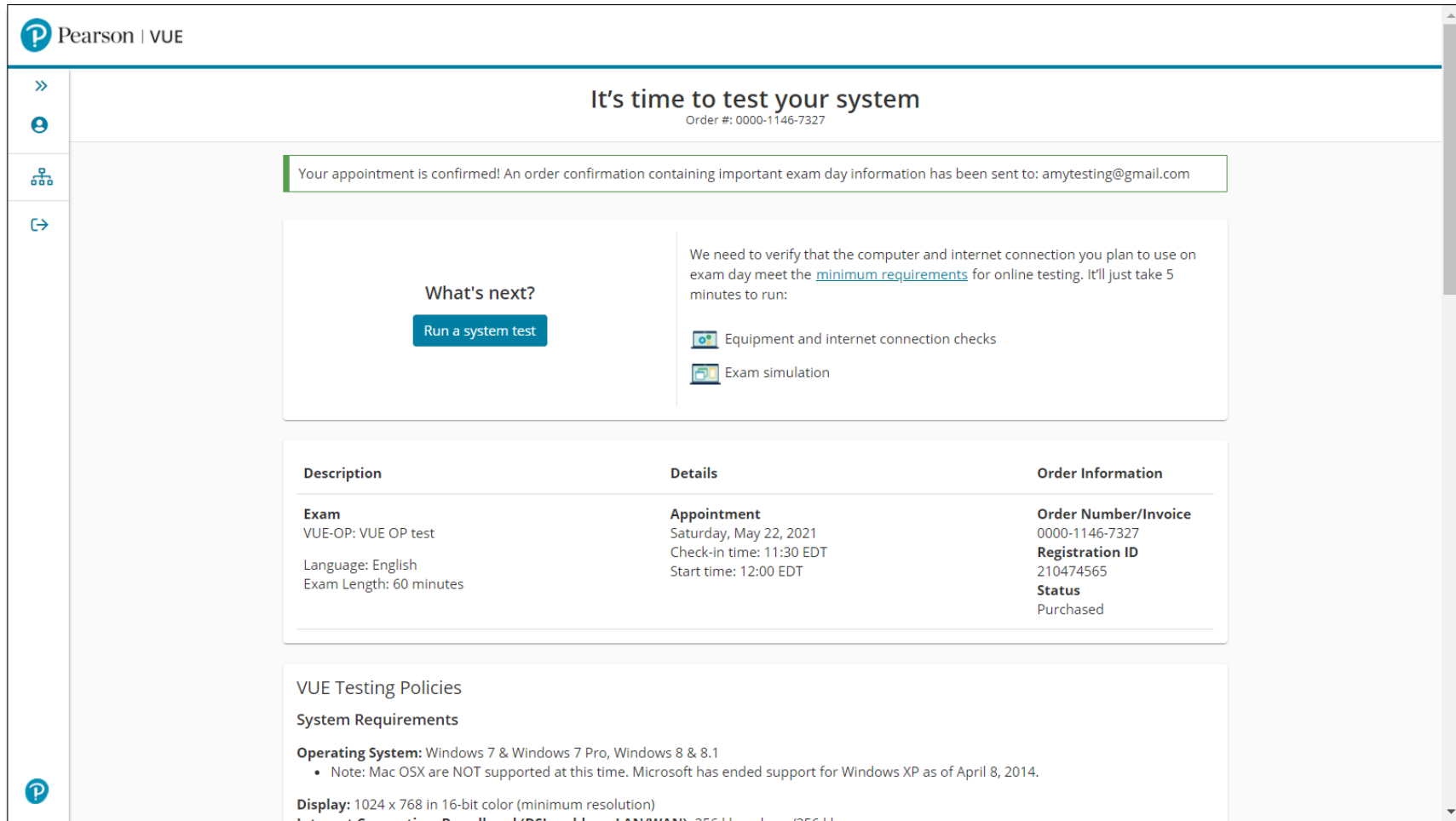
5

6

7

8

Exam is booked



Pearson | VUE

It's time to test your system

Order #: 0000-1146-7327

Your appointment is confirmed! An order confirmation containing important exam day information has been sent to: amytesting@gmail.com

What's next?

[Run a system test](#)

We need to verify that the computer and internet connection you plan to use on exam day meet the [minimum requirements](#) for online testing. It'll just take 5 minutes to run:

- Equipment and internet connection checks
- Exam simulation

Description	Details	Order Information
Exam VUE-OP: VUE OP test Language: English Exam Length: 60 minutes	Appointment Saturday, May 22, 2021 Check-in time: 11:30 EDT Start time: 12:00 EDT	Order Number/Invoice 0000-1146-7327 Registration ID 210474565 Status Purchased

VUE Testing Policies

System Requirements

Operating System: Windows 7 & Windows 7 Pro, Windows 8 & 8.1

- Note: Mac OSX are NOT supported at this time. Microsoft has ended support for Windows XP as of April 8, 2014.

Display: 1024 x 768 in 16-bit color (minimum resolution)

Internet Connection: Broadband (DSL or better) or LAN/WAN; 256 Kbps download / 256 Kbps upload



onVUE



1

2

3

4

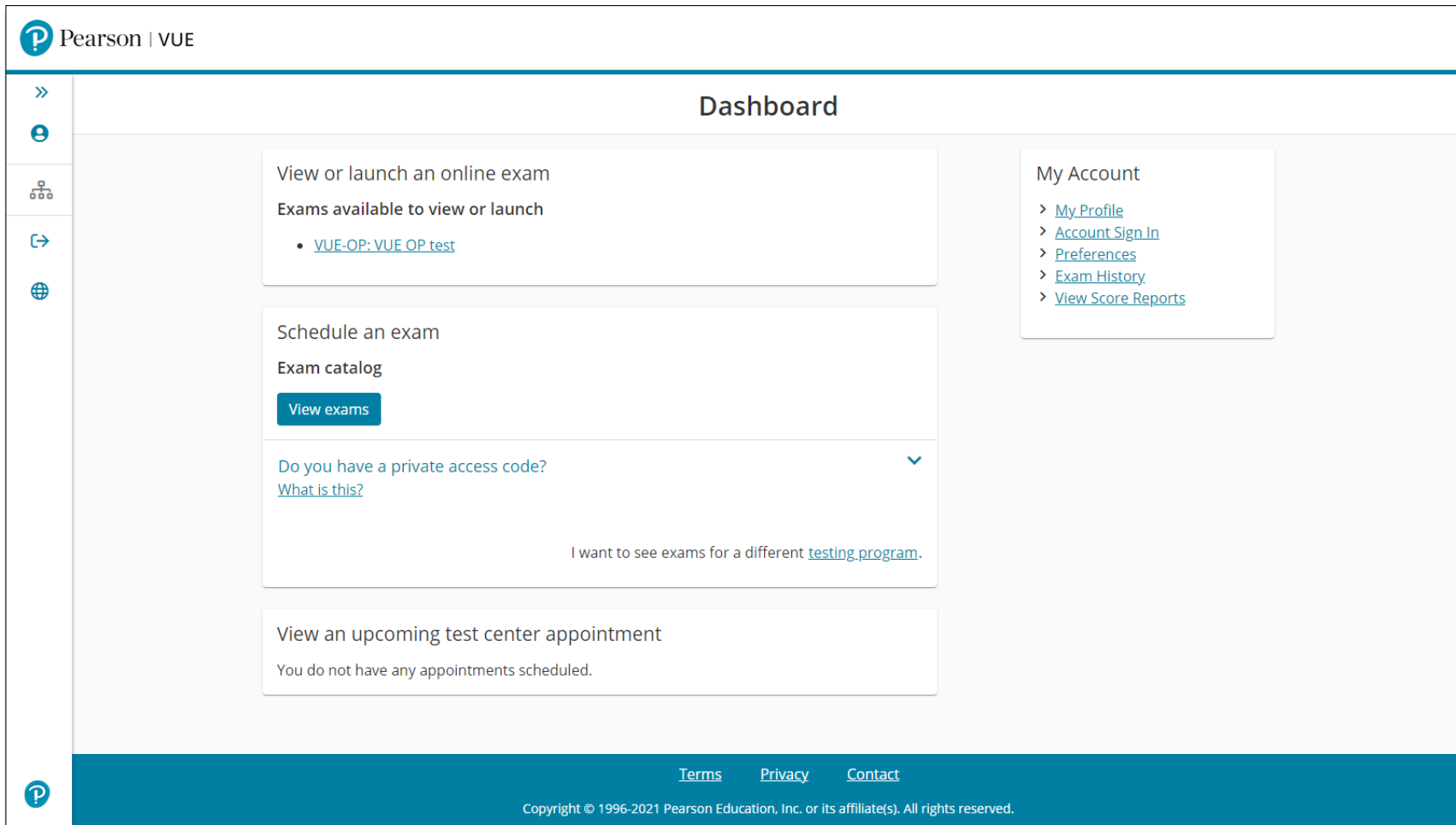
5

6

7

8

SSO to Pearson VUE (exam day)



The screenshot displays the Pearson VUE dashboard. At the top left is the Pearson VUE logo. A left sidebar contains navigation icons: a double arrow, a person icon, a group of people icon, a link icon, and a globe icon. The main content area is titled "Dashboard" and includes several sections:

- View or launch an online exam**
Exams available to view or launch
 - [VUE-OP: VUE OP test](#)
- Schedule an exam**
Exam catalog
[View exams](#)
- Do you have a private access code?**
[What is this?](#)
I want to see exams for a different [testing program](#).
- View an upcoming test center appointment**
You do not have any appointments scheduled.

On the right side, there is a "My Account" section with links: [My Profile](#), [Account Sign In](#), [Preferences](#), [Exam History](#), and [View Score Reports](#). The footer contains links for [Terms](#), [Privacy](#), and [Contact](#), along with a copyright notice: "Copyright © 1996-2021 Pearson Education, Inc. or its affiliate(s). All rights reserved."



OnVUE



1

2

3

4

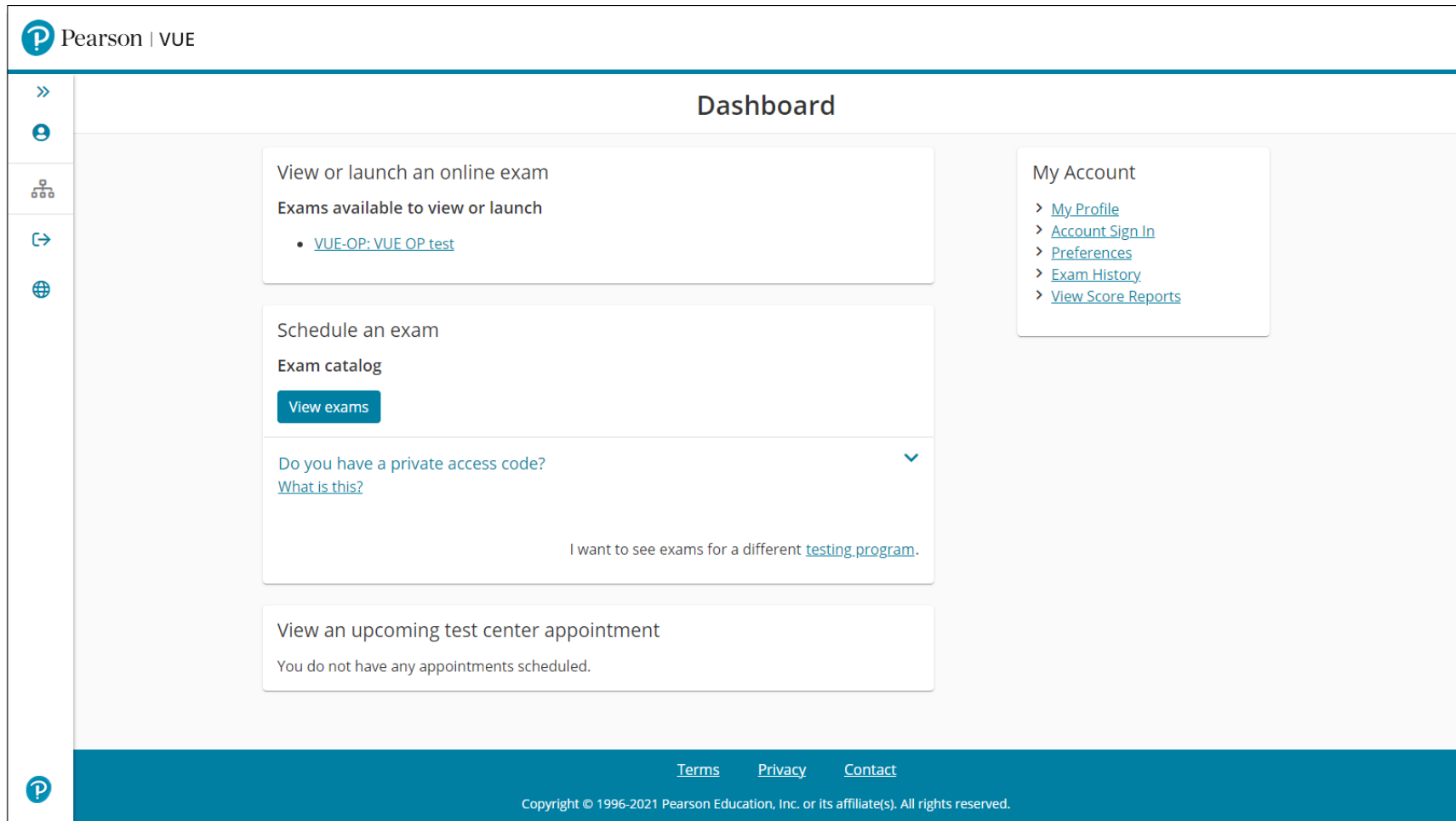
5

6

7

8

Check in for exam



The screenshot shows the Pearson VUE Dashboard. At the top left is the Pearson VUE logo. Below it is a vertical sidebar with icons for navigation. The main content area is titled "Dashboard" and contains several sections:

- View or launch an online exam**
Exams available to view or launch
 - [VUE-OP: VUE OP test](#)
- Schedule an exam**
Exam catalog
[View exams](#)
- Do you have a private access code?**
[What is this?](#)
- I want to see exams for a different [testing program](#).**
- View an upcoming test center appointment**
You do not have any appointments scheduled.

On the right side, there is a "My Account" section with links to:

- > [My Profile](#)
- > [Account Sign In](#)
- > [Preferences](#)
- > [Exam History](#)
- > [View Score Reports](#)

At the bottom of the dashboard, there is a footer with links to [Terms](#), [Privacy](#), and [Contact](#), and a copyright notice: "Copyright © 1996-2021 Pearson Education, Inc. or its affiliate(s). All rights reserved."



OnVUE



1

▶

2

▶

3

▶

4

▶

5

▶

6

▶

7

▶

8